

Scaled data based on original data using
LM-79-08 Approved Method: Electrical and Photometric Measurements of Solid-
State Lighting Products

Test Report Prepared for
Cooper Lighting Solutions
(formerly Eaton)

Brand: McGRAW-EDISON

Report Number: P200532

Luminaire Tested: **GPC-AF-02-LED-E1-T4W-7060-600**

Issue Date: 3/3/2020

Test Information

Test Method: LM-79-08
Report Number: P200532
TEST IS SCALED FROM IESNA LM-79-08 TEST DATA (P24147)
Test Lab: INNOVATION CENTER P2
Issue Date: 3/3/2020
Manufacturer: COOPER LIGHTING SOLUTIONS (FORMERLY EATON)
Product Line: MCGRAW-EDISON
Catalog Number: GPC-AF-02-LED-E1-T4W-7060-600
Description: GALLEON PEDESTRIAN LUMINAIRE
(2) 70 CRI, 5700K, 615mA LIGHTSQUARES WITH 16 LEDS EACH AND TYPE IV WIDE OPTICS
Light Source: -
Ballast/Driver: ELECTRONIC DRIVER

Summary

Lumens per Lamp: N/A
Luminaire Lumens: 8127 lumens
Efficiency: N/A
Efficacy: 123.1 lumens/watt
Luminous Opening: Rectangular (W 1' x L: 0.5' x H: 0')
IES Classification: Type IV - Short - Semi-Cutoff
BUG Rating: B2 - U0 - G2

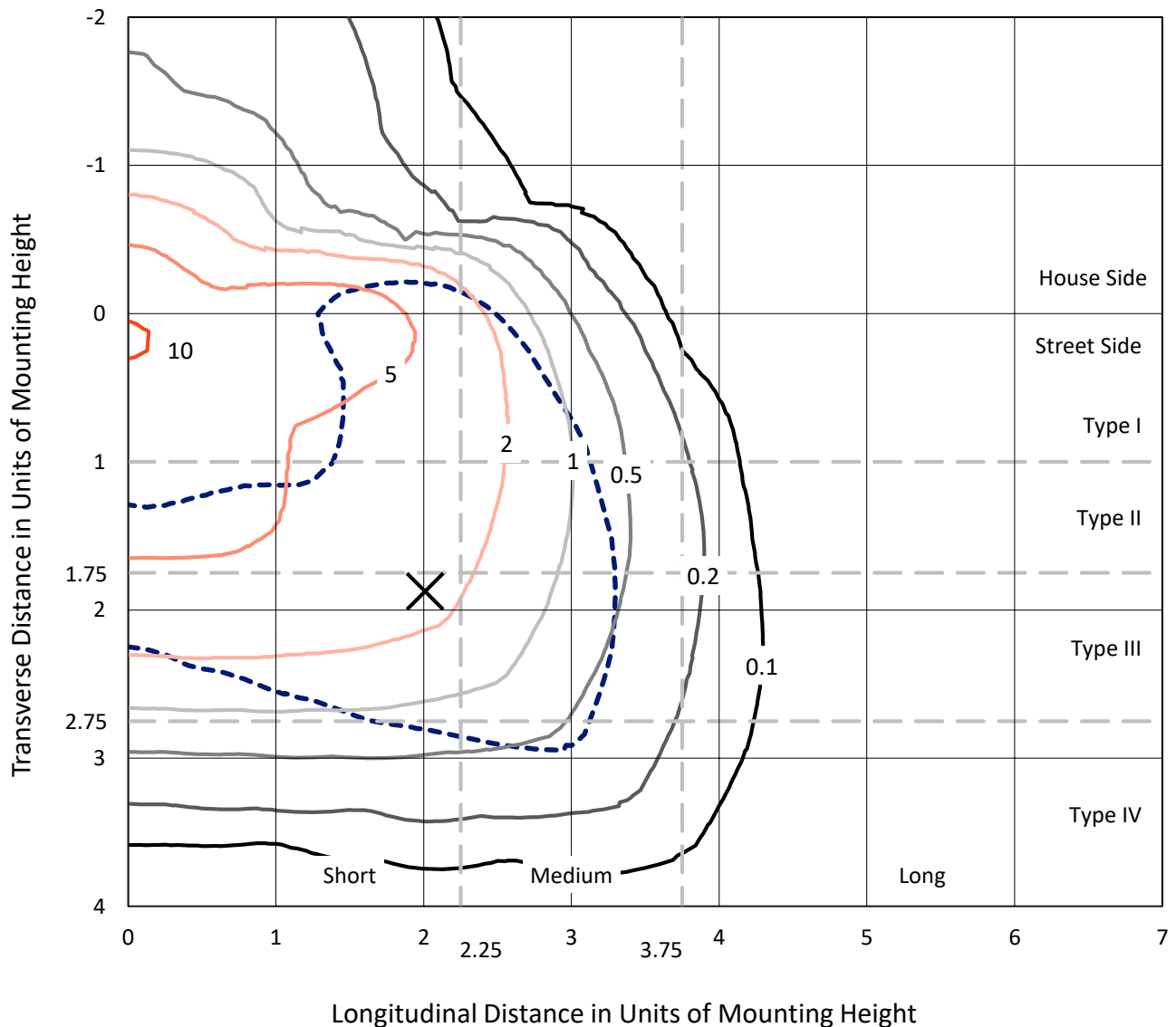
Input Watts (W): 66
Input Voltage (V): NR
Input Current (Ain): NR
Voltage Rise (V): NR
Power Factor: NR
Total Harmonic Distortion (THDi): NR
Frequency (hertz): 60
Stabilization Time: NR
Operation Time: NR
Ambient Temperature (°C): NR
Test Distance: 25 FT



REPORT NUMBER: P200532
 CATALOG NUMBER: GPC-AF-02-LED-E1-T4W-7060-600

Iso-Footcandle Lines of Horizontal Illumination

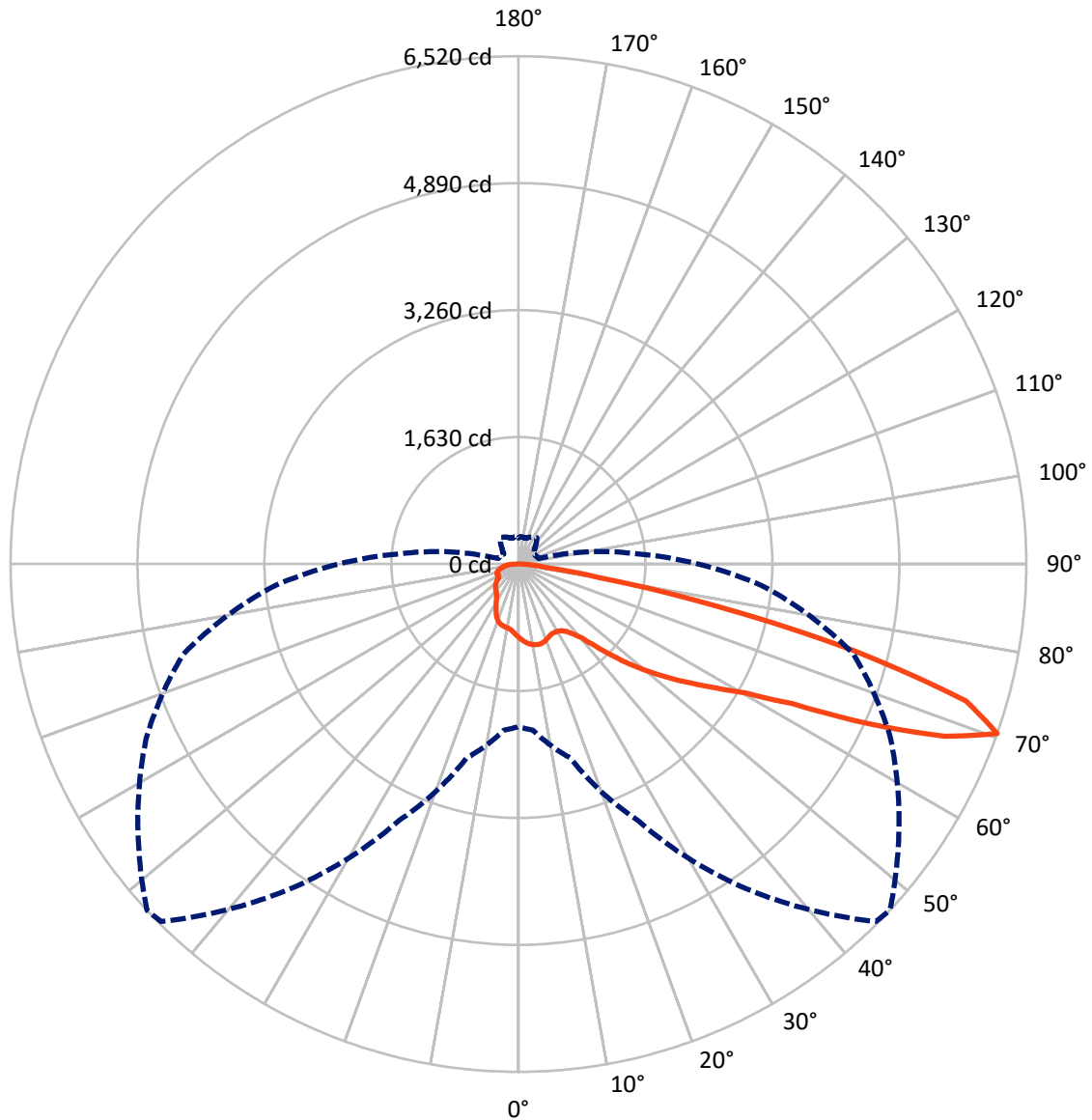
✕ Max cd
 - - - 1/2 Max cd



Based on 10 foot mounting height. Maximum calculated value = 10.9 fc
 Type IV - Short - Semi-Cutoff

REPORT NUMBER: P200532
CATALOG NUMBER: GPC-AF-02-LED-E1-T4W-7060-600

Luminous Intensity Polar Plot



— Vertical Plane Through 47-Deg Lateral - - - Horizontal Cone Through 70-Deg Vertical

REPORT NUMBER: P200532

CATALOG NUMBER: GPC-AF-02-LED-E1-T4W-7060-600

FLUX DISTRIBUTION:

		Downward	Upward	Total
House Side	Lumens	1695.5	0.0	1695.5
	% Fixture	20.9	0.0	20.9
Street Side	Lumens	6431.5	0.0	6431.5
	% Fixture	79.1	0.0	79.1
Total	Lumens	8127.0	0.0	8127.0
	% Fixture	100.0	0.0	100.0

Coefficient of Utilization

ZONAL LUMENS:

Zone	Lumens	% Fixture
0°-10°	90.4	1.1
10°-20°	265.1	3.3
20°-30°	391.4	4.8
30°-40°	569.0	7.0
40°-50°	1023.9	12.6
50°-60°	1773.8	21.8
60°-70°	2531.8	31.2
70°-80°	1299.7	16.0
80°-90°	182.0	2.2
90°-100°	0.0	0.0
100°-110°	0.0	0.0
110°-120°	0.0	0.0
120°-130°	0.0	0.0
130°-140°	0.0	0.0
140°-150°	0.0	0.0
150°-160°	0.0	0.0
160°-170°	0.0	0.0
170°-180°	0.0	0.0
0°-90°	8127.0	100.0
0°-180°	8127.0	100.0



REPORT NUMBER: P200532

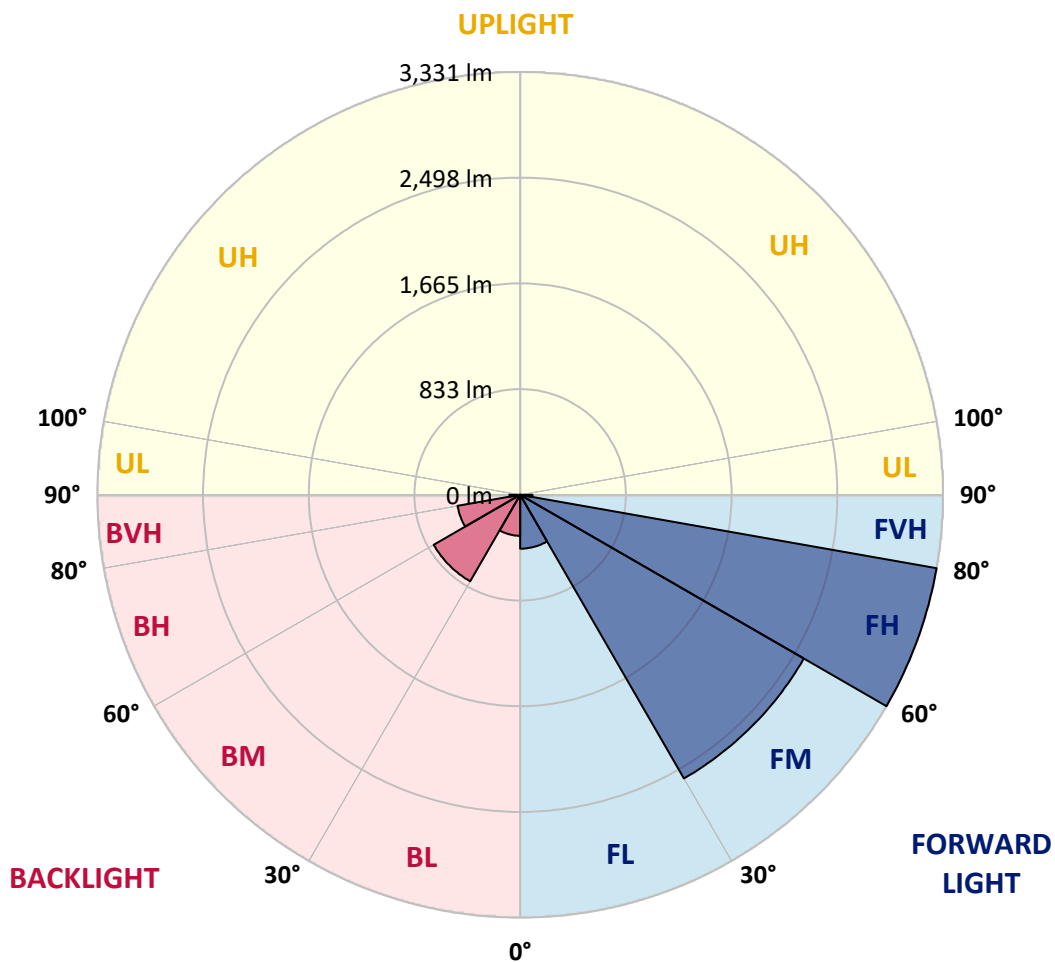
CATALOG NUMBER: GPC-AF-02-LED-E1-T4W-7060-600

LUMINAIRE CLASSIFICATION SYSTEM LUMEN TABLE AND BUG RATING:

Zone	Lumens	% Fixture	Zone Rating/Lumen Limit		
			B	U	G
FL (0°-30°)	424.0	5.2			
FM (30°-60°)	2579.7	31.7			
FH (60°-80°)	3330.7	41.0			G2/5000
FVH (80°-90°)	97.1	1.2			G1/100
BL (0°-30°)	322.8	4.0	B1/500		
BM (30°-60°)	787.0	9.7	B1/1000		
BH (60°-80°)	500.8	6.2	B2/1000		G2/1000
BVH (80°-90°)	84.9	1.0			G1/100
UL (90°-100°)	0.0	0.0		U0/0	
UH (100°-180°)	0.0	0.0		U0/0	

BUG Rating: B2-U0-G2

Type IV Short





REPORT NUMBER: P200532

CATALOG NUMBER: GPC-AF-02-LED-E1-T4W-7060-600

CANDELA DISTRIBUTION (FULL):

	0°	5°	15°	25°	35°	45°	47°	55°	65°	75°	85°
0°	943.0	943.0	943.0	943.0	943.0	943.0	943.0	943.0	943.0	943.0	943.0
2.5°	998.3	996.4	995.6	994.0	992.0	982.1	980.2	973.0	963.1	952.9	942.2
5°	1064.0	1063.6	1059.2	1051.3	1038.7	1016.9	1011.8	994.4	971.1	948.5	926.0
7.5°	1121.7	1118.1	1109.8	1094.0	1071.9	1042.2	1035.1	1011.0	979.0	948.1	917.7
10°	1164.0	1162.0	1143.8	1122.1	1093.2	1060.4	1052.1	1025.2	990.0	950.9	912.9
12.5°	1188.1	1184.2	1163.2	1137.1	1102.7	1070.7	1062.4	1035.1	995.6	950.9	906.2
15°	1186.5	1183.8	1162.8	1134.3	1099.6	1071.5	1064.0	1036.7	994.4	946.9	897.5
17.5°	1154.9	1156.1	1138.3	1110.2	1081.8	1060.4	1053.7	1028.4	986.5	939.0	887.2
20°	1099.6	1105.1	1093.2	1068.3	1052.5	1037.9	1033.5	1012.2	974.2	927.6	876.2
22.5°	1044.2	1049.3	1044.6	1023.6	1021.3	1012.6	1010.2	994.8	963.5	920.4	869.4
25°	1003.5	1008.2	1007.4	989.2	996.4	996.0	994.0	986.5	961.2	920.4	870.6
27.5°	992.4	994.0	992.4	975.8	985.7	993.6	992.0	990.8	968.3	931.9	885.7
30°	1030.4	1028.0	1015.7	982.1	991.2	1002.3	1000.7	1001.5	989.6	962.0	919.3
32.5°	1181.8	1171.1	1132.4	1037.9	1013.8	1019.7	1020.5	1033.5	1035.5	1008.2	971.5
35°	1408.3	1396.5	1346.3	1187.3	1083.7	1063.2	1063.2	1083.0	1094.8	1074.6	1052.5
37.5°	1648.3	1635.3	1608.4	1394.5	1230.8	1138.7	1136.7	1150.6	1167.6	1172.3	1177.8
40°	1921.2	1907.3	1914.8	1627.0	1436.0	1269.6	1241.5	1231.6	1277.5	1307.9	1352.2
42.5°	2219.7	2213.3	2216.1	1886.0	1669.7	1465.3	1425.4	1374.3	1429.7	1483.9	1576.8
45°	2496.0	2501.6	2498.8	2163.1	1929.9	1704.1	1661.8	1562.9	1617.1	1710.0	1861.5
47.5°	2738.0	2715.1	2750.7	2466.0	2221.3	1971.4	1919.2	1786.7	1841.7	1956.3	2212.6
50°	3031.8	3028.6	2976.4	2870.1	2573.5	2239.8	2171.4	2018.0	2103.4	2262.8	2655.0
52.5°	3340.6	3283.2	3235.4	3184.4	2947.2	2515.0	2431.2	2248.5	2411.0	2611.5	3194.3
55°	3403.8	3378.1	3437.4	3523.2	3307.4	2800.9	2703.2	2537.6	2757.4	3010.0	3816.2
57.5°	3539.1	3538.7	3661.2	3814.2	3678.2	3104.1	3005.7	2886.7	3146.8	3466.7	4476.5
60°	3630.4	3656.1	3883.8	4180.8	4042.4	3454.4	3363.9	3289.6	3589.7	3977.1	5091.7
62.5°	3678.2	3713.0	4023.8	4329.4	4557.2	4037.6	3947.1	3839.9	4175.6	4537.0	5451.5
65°	3479.4	3547.8	4002.1	4457.9	5007.9	4983.0	4942.3	4754.1	4908.3	4979.4	5321.4
67.5°	2929.0	2999.0	3528.0	4338.1	5329.7	5894.7	5903.4	5582.0	5359.0	5017.4	4474.1
70°	2086.8	2141.8	2579.5	3637.1	5084.6	6490.6	6520.2	5963.5	5269.2	4449.6	3125.9
72.5°	990.8	1024.4	1438.8	2367.1	4034.9	5946.9	6004.3	5476.4	4480.5	3294.3	1705.3
75°	364.1	374.4	486.3	1007.0	2340.3	4385.6	4453.2	3925.7	2970.1	1640.0	649.6
77.5°	218.3	225.0	272.8	425.0	920.4	2506.7	2606.8	2135.1	1298.0	610.5	319.5
80°	152.6	157.4	195.7	264.5	434.9	955.2	1044.2	871.4	517.2	386.3	232.5
82.5°	103.2	105.6	137.6	178.7	289.0	341.2	368.1	387.5	348.7	287.4	147.5
85°	67.6	70.0	93.3	117.8	183.9	176.3	180.3	228.1	254.6	195.3	81.8
87.5°	38.7	40.3	56.1	62.9	90.1	74.7	75.5	120.2	162.9	131.7	49.8
90°	0.0	0.0	0.0	0.0	0.0	0.0	0.0	0.0	0.0	0.0	0.0



REPORT NUMBER: P200532

CATALOG NUMBER: GPC-AF-02-LED-E1-T4W-7060-600

CANDELA DISTRIBUTION (continued):

	90°	95°	105°	115°	125°	135°	145°	155°	165°	175°	180°
0°	943.0	943.0	943.0	943.0	943.0	943.0	943.0	943.0	943.0	943.0	943.0
2.5°	939.4	934.3	922.8	915.7	909.0	907.4	904.6	904.2	903.8	903.8	902.7
5°	918.5	909.8	892.0	882.1	873.8	873.0	872.6	874.6	875.4	876.2	875.0
7.5°	905.0	893.2	871.0	856.8	846.9	844.5	848.5	857.6	863.5	865.9	864.7
10°	896.7	882.1	856.4	841.0	832.7	831.5	836.6	847.3	859.6	864.3	863.9
12.5°	887.2	870.6	843.3	827.1	822.4	824.8	831.5	841.4	854.0	861.5	861.9
15°	877.7	858.4	830.3	816.1	814.1	817.3	823.6	831.1	841.0	848.5	849.3
17.5°	866.3	846.1	818.0	803.4	801.8	803.4	803.8	807.8	814.1	821.2	823.2
20°	854.0	833.5	804.2	789.6	782.5	776.1	769.0	769.8	771.8	778.9	780.5
22.5°	845.3	824.8	793.5	773.4	754.4	735.4	721.2	719.2	720.0	725.9	727.9
25°	846.1	824.4	790.8	756.0	714.5	684.0	665.0	661.9	661.5	665.8	668.6
27.5°	861.5	839.8	801.0	738.2	671.0	625.9	605.7	603.4	600.2	601.4	604.5
30°	895.9	875.8	826.0	720.0	623.9	569.0	548.0	545.6	541.3	539.3	541.7
32.5°	952.1	935.5	862.3	702.6	576.9	520.3	499.0	493.8	491.1	488.7	490.7
35°	1045.4	1038.3	911.0	683.6	535.3	482.8	463.4	455.5	451.5	455.9	459.0
37.5°	1191.7	1195.6	974.6	654.0	503.3	457.9	441.6	432.5	426.6	430.2	433.7
40°	1398.9	1401.6	1045.0	612.1	475.6	443.2	425.8	417.5	409.2	402.9	402.5
42.5°	1670.9	1642.8	1114.2	566.6	443.6	434.1	414.8	404.5	391.8	374.4	370.9
45°	1993.5	1895.1	1166.8	514.4	407.6	423.1	402.5	388.3	368.5	349.5	347.5
47.5°	2365.2	2165.9	1192.5	460.2	374.0	406.8	387.5	364.9	340.0	330.5	329.4
50°	2819.1	2487.3	1204.7	407.6	344.8	385.5	365.7	339.2	318.3	316.3	315.1
52.5°	3335.8	2874.0	1208.7	364.5	320.7	357.8	347.9	322.2	305.6	307.2	307.2
55°	3876.7	3273.4	1154.9	333.3	298.5	329.4	336.1	315.5	301.7	308.0	310.4
57.5°	4373.3	3627.2	985.7	309.2	277.6	307.6	331.7	321.8	312.4	338.1	339.6
60°	4754.5	3836.4	736.2	287.4	262.1	300.1	343.2	346.0	348.3	409.6	417.9
62.5°	4834.3	3766.8	506.1	270.4	255.0	306.4	364.1	364.5	361.8	404.5	409.6
65°	4467.8	3326.7	368.1	261.0	249.1	317.9	381.9	373.6	355.4	387.9	378.4
67.5°	3548.2	2506.3	306.4	253.8	240.4	317.1	400.9	381.9	351.9	380.0	364.5
70°	2303.1	1515.5	272.8	247.9	230.1	302.1	412.0	381.1	341.6	353.5	335.3
72.5°	1123.7	677.7	250.3	239.2	219.4	281.1	411.6	374.0	330.9	330.1	320.3
75°	439.7	310.4	229.7	226.2	201.2	257.4	400.5	363.8	318.3	305.6	302.1
77.5°	257.4	221.4	203.6	206.8	179.5	233.7	384.3	346.0	300.9	285.9	281.9
80°	187.4	165.7	173.6	178.7	153.4	209.9	362.6	324.2	281.5	289.0	283.5
82.5°	120.2	106.8	140.8	145.9	127.7	185.8	338.8	301.3	254.2	230.9	225.4
85°	61.3	67.6	104.8	111.1	98.5	152.6	310.0	270.8	223.4	192.2	195.3
87.5°	34.4	46.3	66.8	74.7	69.6	117.4	251.5	223.4	182.3	148.3	130.5
90°	0.0	0.0	0.0	0.0	0.0	0.0	0.0	0.0	0.0	0.0	0.0

(END OF REPORT)